








JHFWSS-6EDT13FM
1/3 Foam Drawer Insert Only for 6
piece 1/2" Drive Tool Set



PRODUCT DETAILS

- Foam is laser marked
- Modular design for tool organization in your tool storage
- Foam is easy to clean and resists oils, solvents and fuels
- Finger press the end of the tool for easy retrieval
- Sets in foam are flexible and keep your tools organized
- Two color foam provides visual control to find tools easily
- Foam Only tools not included, fits JHWS-10A, JHWS-20A, JHWS-70, JHWSH-130, JHW32008 and JHWS-40AA sold separately

PRODUCT ATTRIBUTES

Product				
JHFWSS-6EDT13FM	11-5/8 in	17-3/8 in	1-3/8 in	0.49 lb